

Q.HOME+ ESS HYB-G3-3P

Energy Storage Solution

Hybrid Inverter 6.0/8.0/10.0/12.0/15.0 kW | 6.0/9.0/12.0 kWh

Up to 98.0 % Conversion Efficiency



MODEL Q.VOLT HYB-G3-3P | Q.SAVE MATEBOX-G3-3P | Q.SAVE-G3



Q.VOLT HYB-G3-3P



Q.SAVE MATEBOX-G3-3P



Q.SAVE-G3



Quick and easy installation

Modular type setting for faster and easier installation



Supports 150% oversized PV power

Two MPPTs with wide voltage range.
Excess energy to Battery.



Fast charging and high power discharge

Max. 30A charge and discharge current



Remote control and upgrading function

External control communication interface



Working under extremely cold conditions

Working in full load under extreme cold temperature of
-30°C



On and off grid parallel use

Inverter on and off grid parallel to support higher power
loads



Unbalanced output supported

Prevent voltage imbalance when using high-power
electrical appliances

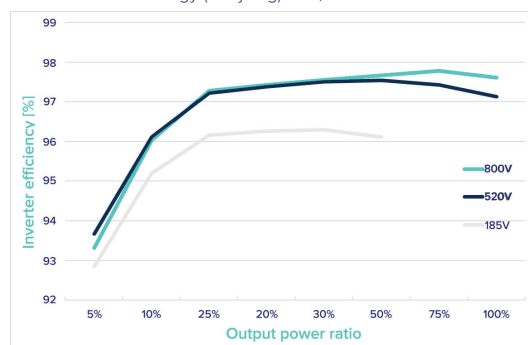
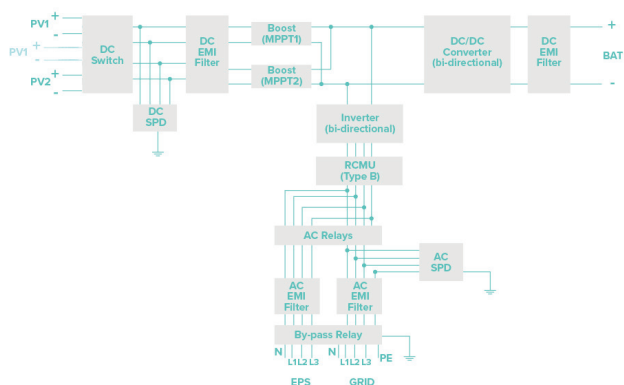


Shadow fix function for optimised yield

The inverter is able to find the best operating point to
maximise the power output

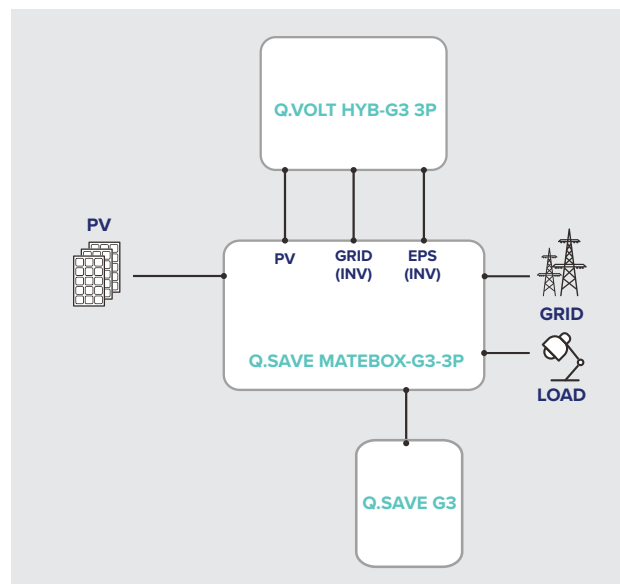

■ Q.VOLT HYB-G3-3P

		Q.VOLT HYB-G3 X.X kW 3P				
		6.0	8.0	10.0	12.0	15.0
INPUT - DC						
Max. recommended PV power	[kWp]	10	12	15	18	18
Max. voltage (nominal operating voltage)	[V]	1000 (630)				
Max. input current (short circuit current) (input A/ input B)	[A]	14 (16)/14 (16)	26 (30)/14 (16)	26 (30)/14 (16)	26 (30)/14 (16)	26 (30)/14 (16)
MPPT voltage range (start operating voltage)	[V]	180 - 950 (200)				
No. of MPP trackers/strings per MPPT tracker		2/A:1, B:1	2/A:2, B:1	2/A:2, B:1	2/A:2, B:1	2/A:2, B:1
INPUT - AC						
Max. apparent AC power	[kVA]	12	16	20	20	20
Max. current	[A]	19.3	25.8	32.0	32.0	32.0
Nominal grid voltage	[V]	380/400/415, 3P/N/PE				
Nominal grid frequency	[Hz]	50/60				
OUTPUT - AC						
Nominal (max.) power	[kVA]	6	8	10	12	15
Nominal grid voltage	[V]	380/400/415, 3P/N/PE				
Nominal grid frequency	[Hz]	50/60				
Rated current (Max. current)	[A]	8.7 (9.7)	11.6 (12.9)	14.5 (16.1)	17.5 (19.3)	21.8 (24.1)
Short circuit current	[A]	12.1	16	19.6	23.5	28.5
Displacement power factor		0.8 leading 0.8 lagging				
THDi, rated power	[%]	< 3				
OUTPUT - AC/EPS (WITH BATTERY)						
Max. continuous apparent power	[kVA]	6	8	10	12	15
Rated voltage	[V]	400				
Rated frequency	[Hz]	50/60				
Max. continuous current	[A]	8.7	11.6	14.5	17.5	21.8
Peak apparent power	[kVA]	9	12	15	15	16.5
Duration	[s]	60				
Changeover time	[ms]	< 100				
THDv, linear Load	[%]	< 3				
EFFICIENCY						
MPPT efficiency	[%]	99.9				
Euro efficiency (max. efficiency)	[%]	97.0 (97.6)				
Battery charge/discharge efficiency	[%]	97.0/97.0				
COMPLIANCE						
Safety		EN 62109-1/EN 62109-2				
EMC		EN 61000-6-1 2007/EN 61000-6-2 2005/EN 61000-6-3/EN 61000-6-4/ EN 61000-3-2/EN 61000-3-3/EN 61000-3-11/EN 61000-3-12				
Certification (more available upon request)		VDE 4105/EN 50549-1/CEI 0-21/TOR Erzeuger Typ A/PPDS				
SAFETY & PROTECTION						
Overvoltage protection (integrated SPD)		AC (Type III)/DC (Type III)				
Integrated safety functions		<ul style="list-style-type: none">• Over/under voltage protection• Grid protection• DC injection monitoring	<ul style="list-style-type: none">• Back feed current monitoring• Residual current detection• Anti-islanding protection	<ul style="list-style-type: none">• Over load protection• Over heat protection• Array insulation resistance detection		
ENVIRONMENT LIMIT						
Protection degree		IP65				
Protection class		Class I				
Operating temperature range	[°C]	-35 - +60 (derating at +45)				
Max. operation altitude	[m]	3000				
Relative humidity	[%]	0 - 100 (non-condensing)				
Storage temperature	[°C]	-40 - +65				
Typical noise emission	[dB]	< 35	< 35	< 35	< 45	< 45
GENERAL DATA						
Dimensions (W × H × D)	[mm]	503 × 503 × 199				
Weight	[kg]	30				
Over voltage category (OVC)		III (AC)/II (DC)				
Cooling concept		Natural convection	Natural convection	Natural convection	Forced convection	Forced convection
Topology		Non-isolated				
Communication interfaces		E-Meter/WLAN, Ethernet (both with adapter)/USB (for local upgrade)/ Dry Contact (with adapter)/RS485/CAN 2.0				
LCD display		Backlight, 20 × 4 character				
Warranty	[Year]	10				
Manufacturer		SolaX Power Network Technology (Zhejiang) Co., Ltd.				



■ Q.SAVE MATEBOX-G3-3P

For the new Q.HOME+ ESS HYB-G3-3P, we get rid of the complicated wiring work by laying all the wires in the Q.SAVE MATEBOX-G3-3P. All you need to do is just to install one module on top of another, and connect all the cables which are already well sorted in the Q.SAVE MATEBOX-G3-3P in different ports.



PV		
Max. input voltage	[V]	1000
Max. short circuit current (input A / input B)	[A]	30/16
BATTERY		
Battery voltage range	[V]	80 - 480
Max. charge / discharge current	[A]	30
GRID (INV)		
Rated voltage	[V]	380 / 400 / 415
Rated frequency	[Hz]	50 / 60
Max. on-grid current	[A]	24.1
EPS / OFF-GRID (INV)		
Rated voltage	[V]	380 / 400 / 415
Rated frequency	[Hz]	50 / 60
Max. current	[A]	24.1
GRID		
Rated grid voltage	[V]	380 / 400 / 415
Rated frequency	[Hz]	50 / 60
Max. input / output current	[A]	63 / 24.1
LOAD		
Rated grid voltage	[V]	380 / 400 / 415
Rated frequency	[Hz]	50 / 60
Max. input / output current	[A]	63
ENVIRONMENT LIMIT		
Protection degree		IP54
Protection class		Class I
Operating temperature range	[°C]	-25 - +60 (derating at +45)
Storage temperature	[°C]	-40 - +70
Relative humidity	[%]	0 - 100 (non-condensing)
Max. operation altitude	[m]	3000
GENERAL DATA		
Dimensions (W × H × D)	[mm]	551 × 652 × 204
Weight	[kg]	14.5
Over voltage category (OVC)		III (AC) / II (DC)
Cooling concept		Natural
Warranty	[Year]	10
Manufacturer	SolaX Power Network Technology (Zhejiang) Co., Ltd.	

■ Q.SAVE-G3

		Q.SAVE-G3 X.X kWh		
		6.0	9.0	12.0
SYSTEM DATA				
System Components		• 1x Q.SAVE BMS-G3 • 2x Q.SAVE BAT-G3	• 1x Q.SAVE BMS-G3 • 3x Q.SAVE BAT-G3	• 1x Q.SAVE BMS-G3 • 4x Q.SAVE BAT-G3
Usable energy	[kWh]	5.5	8.3	11.0
Total energy	[kWh]	6.1	9.2	12.3
Battery type		LFP (LiFePO4)		
Nominal voltage	[V]	204.8	307.2	409.6
Operating voltage range	[V]	180 - 232	270 - 348	360 - 464
Max. charge / discharge power	[kW]	6.1	9.2	12.3
Max. charge / discharge current	[A]		30	
Rated charge / discharge power	[kW]	5.1	7.65	10.2
Rated charge / discharge current	[A]		25	
Faradic charge efficiency	[%]		99	
Battery roundtrip efficiency	[%]		95	
Max. Depth Of Discharge (DOD)	[%]		90	
Cycle life [@90 % DOD]		6000 cycles		
ENVIRONMENT LIMIT				
Protection degree		IP65		
Protection class		Class I		
Operating temperature range	[°C]	-30 to 50		
Relative humidity	[%]	0 - 100 (non-condensing)		
Storage temperature	[°C]	-20 to 50 (3 months), 0 to 40 (1 year)		
Max. operation altitude	[m]	3000		
COMMUNICATION AND USER INTERFACE				
BMS / Inverter / Battery module		RS485 / CAN 2.0		
BMS LED indicator		SOC: 4 LED (25 %, 50 %, 75 %, 100 %); Status: 1 LED (working mode)		
System switch (ON / OFF)		Power button, DC-Breaker		
COMPLIANCE				
Safety		VDE 2510-50 / EN 62619		
EMC		EN 61000-6-1 / EN 61000-6-2 / EN 61000-6-3 / EN 61000-6-4 / EN 61000-3-2 / EN 61000-3-3 / EN 61000-3-11 / EN 61000-3-12		
UN number		UN3480		
Hazardous materials classification		Class 9		
Transport testing requirement		UN38.3		
GENERAL DATA				
Over voltage category (OVC)		II (DC)		
Cooling concept		Natural convection		
Reverse connect protection		Yes		
Warranty	[Year]	10*		
Manufacturer		SolaX Power Network Technology (Zhejiang) Co. ,Ltd.		
Q.SAVE BMS-G3				
Dimensions (W × H × D)	[mm]	482 × 173 × 153		
Weight	[kg]	7.5		
Q.SAVE BAT-G3				
Dimensions (W × H × D)	[mm]	482 × 471 × 153		
Weight	[kg]	34.5		
CONFIGURATIONS (SUGGESTED) **				
<p>* See Warranty Terms</p> <p>** Installation instructions must be followed. For more installation configurations, please refer to the installation manual and the technical documentation or contact our technical service department for further information on approved installation and use of this product.</p>		Q.SAVE-G3 6.0 kWh	Q.SAVE-G3 9.0 kWh	Q.SAVE-G3 12.0 kWh
		